

Silizium-Differential-Fotodiode

Silicon Differential Photodiode

Lead (Pb) Free Product - RoHS Compliant

SFH 221



Wesentliche Merkmale

- Speziell geeignet für Anwendungen im Bereich von 400 nm bis 1100 nm
- Hohe Fotoempfindlichkeit
- Hermetisch dichte Metallbauform (ähnlich TO-5), geeignet bis 125 °C¹⁾
- Doppeldiode von extrem hoher Gleichmäßigkeit

Anwendungen

- Nachlaufsteuerungen
- Kantenführung
- Industrieelektronik
- „Messen/Steuern/Regeln“

Features

- Especially suitable for applications from 400 nm to 1100 nm
- High photosensitivity
- Hermetically sealed metal package (similar to TO-5), suitable up to 125 °C¹⁾
- Double diode with extremely high homogeneousness

Applications

- Follow-up controls
- Edge drives
- Industrial electronics
- For control and drive circuits

Typ Type	Bestellnummer Ordering Code
SFH 221	Q62702P0270

¹⁾ Eine Abstimmung der Einsatzbedingungen mit dem Hersteller wird empfohlen bei $T_A > 85\text{ °C}$

¹⁾ For operating conditions of $T_A > 85\text{ °C}$ please contact us.

Grenzwerte**Maximum Ratings**

Bezeichnung Parameter	Symbol Symbol	Wert Value	Einheit Unit
Betriebs- und Lagertemperatur Operating and storage temperature range	$T_{op}; T_{stg}$	- 40 ... + 125	°C
Sperrspannung Reverse voltage	V_R	10	V
Isolationsspannung gegen Gehäuse Insulation voltage vs. package	V_{IS}	100	V
Verlustleistung, $T_A = 25\text{ °C}$ Total power dissipation	P_{tot}	50	mW

Kennwerte ($T_A = 25\text{ °C}$, Normlicht A, $T = 2856\text{ K}$) für jede Einzeldiode

Characteristics ($T_A = 25\text{ °C}$, standard light A, $T = 2856\text{ K}$) per single diode

Bezeichnung Parameter	Symbol Symbol	Wert Value	Einheit Unit
Fotoempfindlichkeit, $V_R = 5\text{ V}$ Spectral sensitivity	S	24 (≥ 15)	nA/lx
Wellenlänge der max. Fotoempfindlichkeit Wavelength of max. sensitivity	$\lambda_{S\max}$	900	nm
Spektraler Bereich der Fotoempfindlichkeit $S = 10\%$ von S_{\max} Spectral range of sensitivity $S = 10\%$ of S_{\max}	λ	400 ... 1100	nm
Bestrahlungsempfindliche Fläche Radiant sensitive area	A	1.54	mm ²
Abmessung der bestrahlungsempfindlichen Fläche Dimensions of radiant sensitive area	$L \times B$ $L \times W$	0.7×2.2	mm ²
Halbwinkel Half angle	φ	± 55	Grad deg.
Dunkelstrom, $V_R = 10\text{ V}$ Dark current	I_R	10 (≤ 100)	nA
Spektrale Fotoempfindlichkeit, $\lambda = 850\text{ nm}$ Spectral sensitivity	S_λ	0.55	A/W

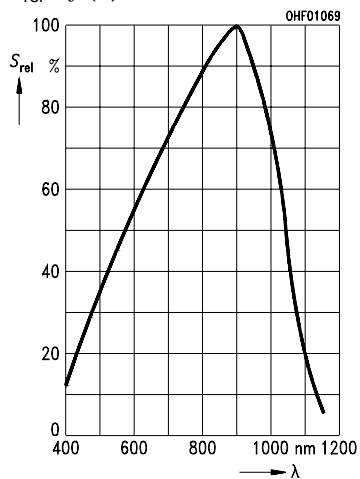
Kennwerte ($T_A = 25\text{ °C}$, Normlicht A, $T = 2856\text{ K}$) für jede Einzeldiode

Characteristics ($T_A = 25\text{ °C}$, standard light A, $T = 2856\text{ K}$) per single diode (cont'd)

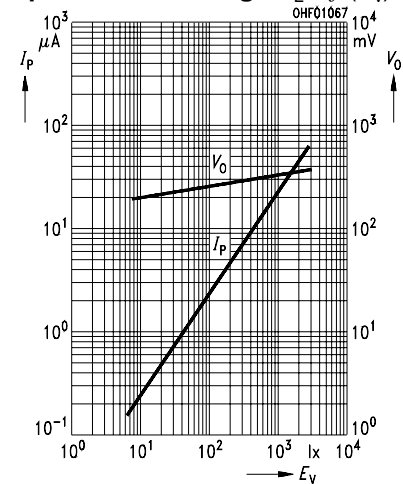
Bezeichnung Parameter	Symbol Symbol	Wert Value	Einheit Unit
Maximale Abweichung der Fotoempfindlichkeit vom Mittelwert Max. deviation of the system spectral sensitivity from the average	ΔS	± 5	%
Quantenausbeute, $\lambda = 850\text{ nm}$ Quantum yield	η	0.80	Electrons Photon
Leerlaufspannung, $E_V = 1000\text{ lx}$ Open-circuit voltage	V_O	330 (≥ 280)	mV
Kurzschlußstrom, $E_V = 1000\text{ lx}$ Short-circuit current	I_{SC}	24	μA
Isolationsstrom, $V_{IS} = 100\text{ V}$ Insulation current	I_{IS}	0.1 (≤ 1)	nA
Anstiegs- und Abfallzeit des Fotostromes Rise and fall time of the photocurrent $R_L = 1\text{ k}\Omega$; $V_R = 5\text{ V}$; $\lambda = 850\text{ nm}$; $I_p = 25\text{ }\mu\text{A}$	t_r, t_f	500	ns
Durchlaßspannung, $I_F = 40\text{ mA}$, $E = 0$ Forward voltage	V_F	1.0	V
Kapazität, $V_R = 0\text{ V}$, $f = 1\text{ MHz}$, $E = 0$ Capacitance	C_0	25	pF
Temperaturkoeffizient für V_O Temperature coefficient of V_O	TC_V	-2.6	mV/K
Temperaturkoeffizient für I_{SC} Temperature coefficient of I_{SC}	TC_I	0.18	%/K
Rauschäquivalente Strahlungsleistung Noise equivalent power $V_R = 10\text{ V}$, $\lambda = 850\text{ nm}$	NEP	1.0×10^{-13}	$\frac{\text{W}}{\sqrt{\text{Hz}}}$
Nachweisgrenze, $V_R = 10\text{ V}$, $\lambda = 850\text{ nm}$ Detection limit	D^*	1.2×10^{12}	$\frac{\text{cm} \times \sqrt{\text{Hz}}}{\text{W}}$

Relative Spectral Sensitivity

$S_{rel} = f(\lambda)$

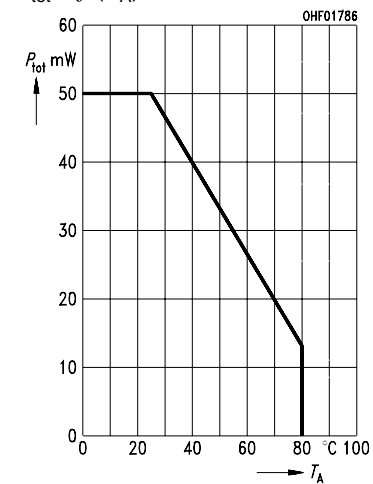


**Photocurrent $I_P = f(E_v)$, $V_R = 5 V$
Open-Circuit-Voltage $V_O = f(E_v)$**



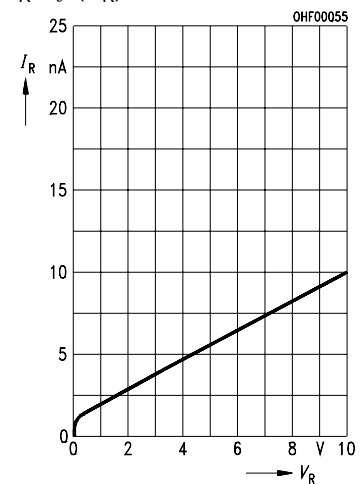
Total Power Dissipation

$P_{tot} = f(T_A)$



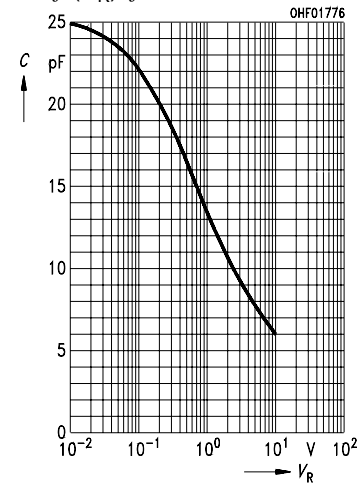
Dark Current

$I_R = f(V_R), E = 0$



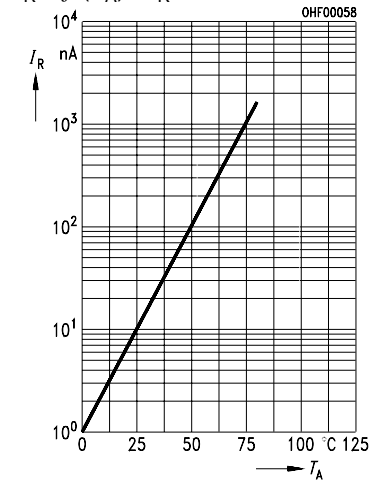
Capacitance

$C = f(V_R), f = 1 \text{ MHz}, E = 0$



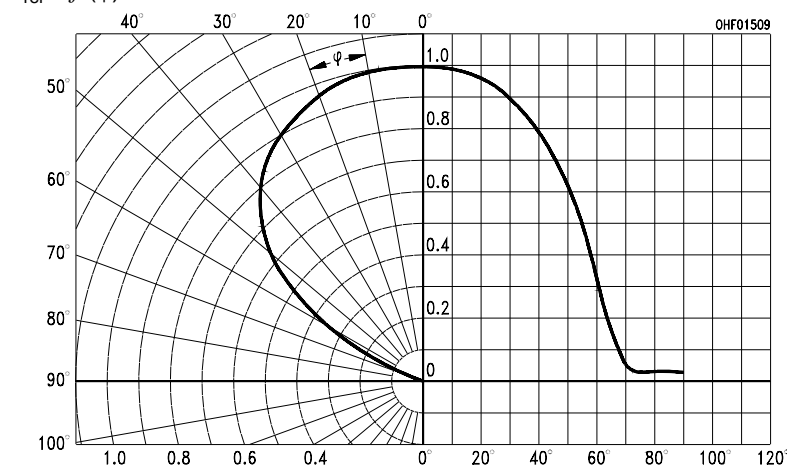
Dark Current

$I_R = f(T_A), V_R = 1 V, E = 0$

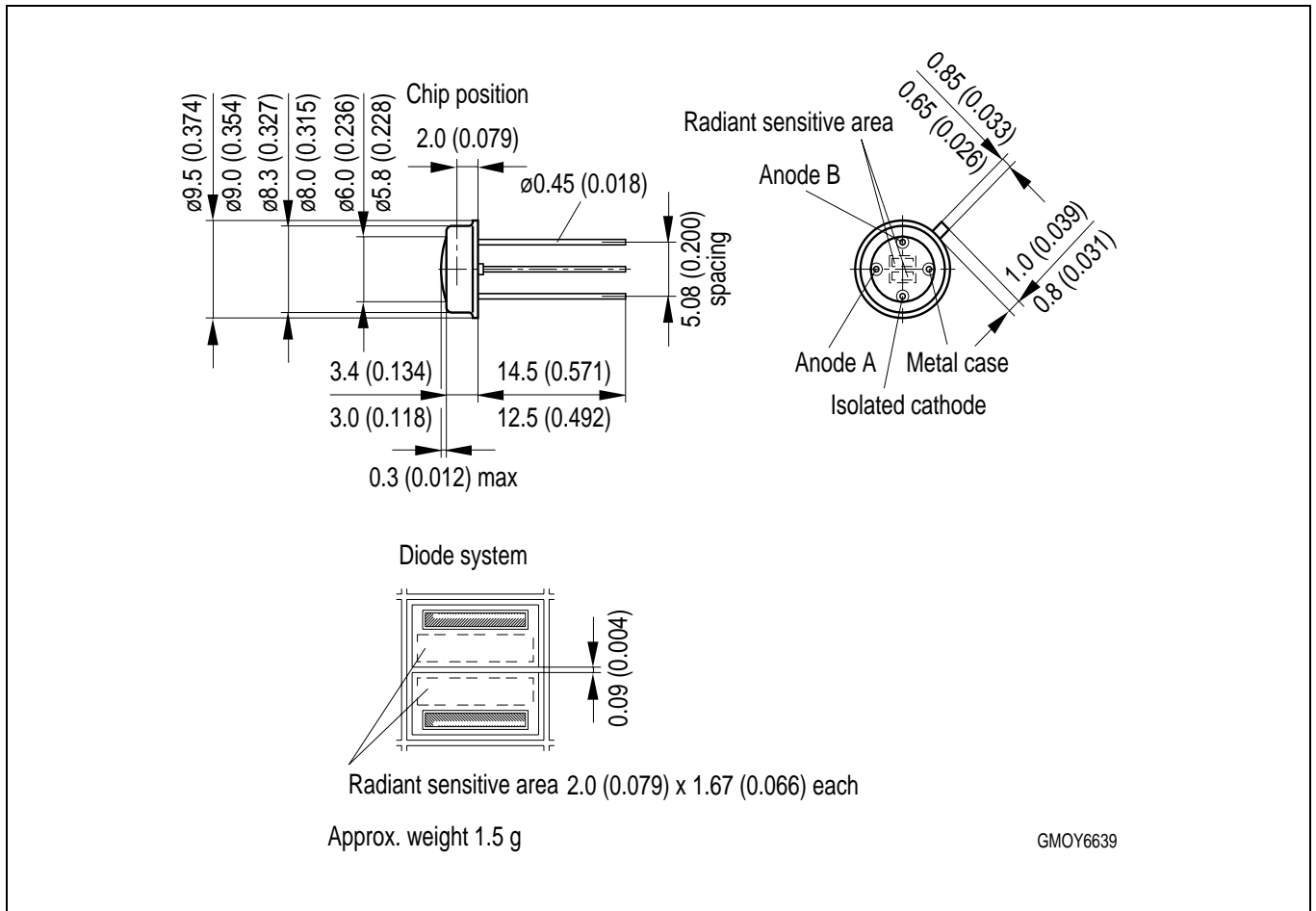


Directional Characteristics

$S_{rel} = f(\varphi)$



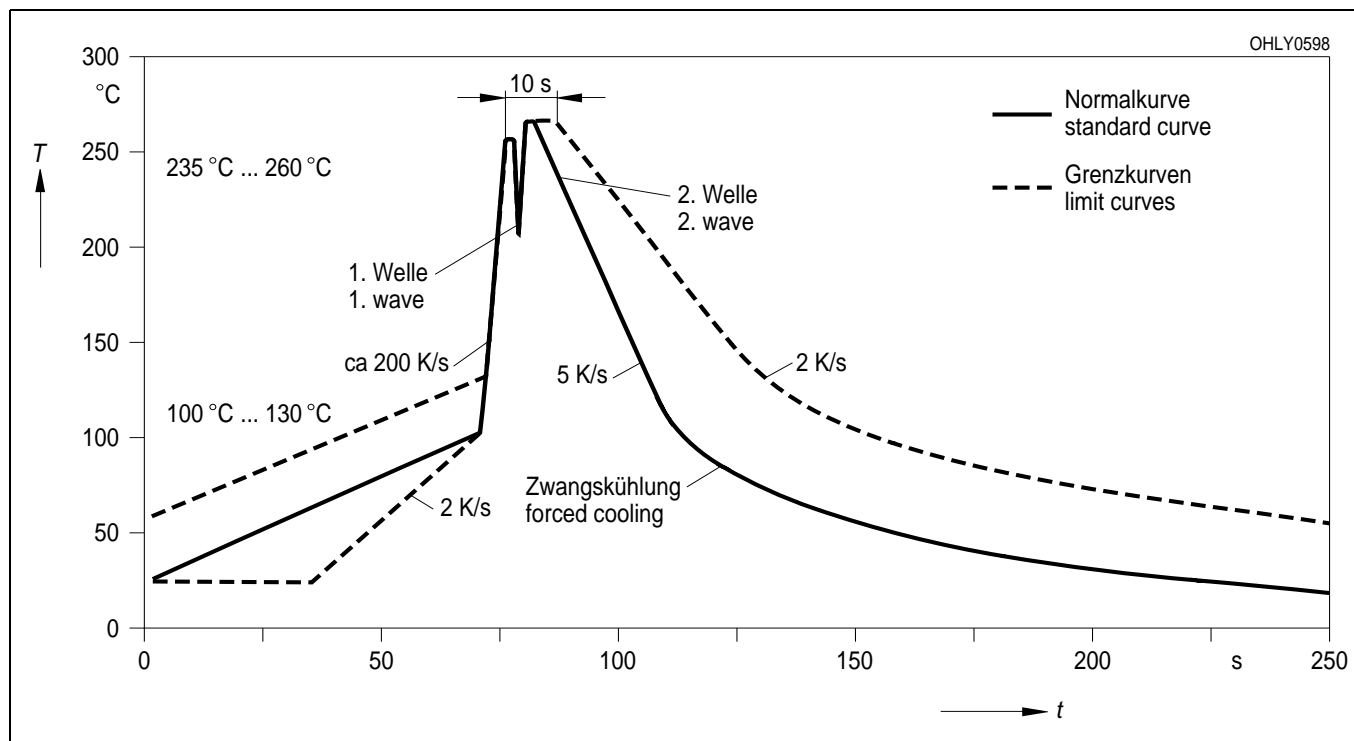
Maßzeichnung Package Outlines



Maße in mm (inch) / Dimensions in mm (inch).

Lötbedingungen
Soldering Conditions
Wellenlöten (TTW)
TTW Soldering

(nach CECC 00802)
(acc. to CECC 00802)



Published by
OSRAM Opto Semiconductors GmbH
Wernerwerkstrasse 2, D-93049 Regensburg
www.osram-os.com
© All Rights Reserved.

EU RoHS and China RoHS compliant product



此产品符合欧盟 RoHS 指令的要求；
按照中国的相关法规和标准，不含有毒有害物质或元素。

The information describes the type of component and shall not be considered as assured characteristics. Terms of delivery and rights to change design reserved. Due to technical requirements components may contain dangerous substances. For information on the types in question please contact our Sales Organization.

Packing

Please use the recycling operators known to you. We can also help you – get in touch with your nearest sales office. By agreement we will take packing material back, if it is sorted. You must bear the costs of transport. For packing material that is returned to us unsorted or which we are not obliged to accept, we shall have to invoice you for any costs incurred.

Components used in life-support devices or systems must be expressly authorized for such purpose! Critical components¹, may only be used in life-support devices or systems² with the express written approval of OSRAM OS.

¹ A critical component is a component used in a life-support device or system whose failure can reasonably be expected to cause the failure of that life-support device or system, or to affect its safety or effectiveness of that device or system.

² Life support devices or systems are intended (a) to be implanted in the human body, or (b) to support and/or maintain and sustain human life. If they fail, it is reasonable to assume that the health of the user may be endangered.